

RUN DATE:05/30/10 10:13 PM

0008 TUSKEGEE MUNICIPAL COMPLEX #1

	VOTES	PERCENT
BALLOTS CAST - TOTAL	318	
BALLOTS CAST - DEMOCRATIC	309	97.17
BALLOTS CAST - REPUBLICAN	9	2.83
BALLOTS CAST - NONPARTISAN.	0	



RUN DATE:05/30/10 10:13 PM

0008 TUSKEGEE MUNICIPAL COMPLEX #1

	VOTES	PERCENT
FOR GOVERNOR		
(Vote for not more than) 1		
ARTUR G. DAVIS.	120	40.54
RON SPARKS	176	59.46
Over Votes	0	
Under Votes	13	

FOR UNITED STATES SENATOR		
(Vote for not more than) 1		
WILLIAM G. BARNES.	133	52.57
SIMONE DE MOORE	120	47.43
Over Votes	0	
Under Votes	56	

FOR ATTORNEY GENERAL		
(Vote for not more than) 1		
JAMES H. ANDERSON.	136	51.52
MICHEL NICROSI.	58	21.97
GILES PERKINS	70	26.52
Over Votes	0	
Under Votes	45	

FOR STATE SENATOR, DISTRICT NO. 28		
(Vote for not more than) 1		
LOCY 'Sonny' BAKER	28	9.12
BILLY BEASLEY	38	12.38
HOWARD C. BURTON	70	22.80
JOHNNY FORD.	164	53.42
SAM HARRIS	7	2.28
Over Votes	0	
Under Votes	2	

FOR STATE REPRESENTATIVE, DISTRICT NO. 82		
(Vote for not more than) 1		
TERRENCE KAREEM JOHNSON.	112	36.72
PEBBLIN W. WARREN.	193	63.28
Over Votes	0	
Under Votes	4	


FOR STATE TREASURER		
(Vote for not more than) 1		
CHARLEY GRIMSLEY	157	62.55
JEREMY SHERER	94	37.45
Over Votes	0	
Under Votes	58	

FOR MACON COUNTY SHERIFF		
(Vote for not more than) 1		
SANDOR MALOY	99	32.35
DAVID M. WARREN	207	67.65
Over Votes	0	
Under Votes	3	

	VOTES	PERCENT
FOR MACON COUNTY CORONER		
(Vote for not more than) 1		
HAL E. BENTLEY.	184	61.13
YVETTE R. BURTON	117	38.87
Over Votes	0	
Under Votes	8	

FOR MACON COUNTY DEMOCRATIC EXECUTIVE COMMITTEE		
(FEMALE), DISTRICT NO. 2		
(Vote for not more than) 1		
BERNICE GRIMMETT	137	49.82
ROSE E. WASHINGTON	138	50.18
Over Votes	0	
Under Votes	34	

FOR MACON COUNTY DEMOCRATIC EXECUTIVE COMMITTEE		
(MALE), DISTRICT NO. 2		
(Vote for not more than) 1		
FRED D. GRAY	89	29.87
FRED D. GRAY, JR..	143	47.99
JERRY L. WASHINGTON	66	22.15
Over Votes	0	
Under Votes	11	



RUN DATE:05/30/10 10:13 PM

0008 TUSKEGEE MUNICIPAL COMPLEX #1

	VOTES	PERCENT
FOR GOVERNOR		
(Vote for not more than) 1		
ROBERT BENTLEY.	1	12.50
BRADLEY BYRNE	5	62.50
TIM JAMES	1	12.50
BILL JOHNSON	0	
ROY S. MOORE	1	12.50
JAMES POTTS.	0	
CHARLES TAYLOR.	0	
Over Votes	0	
Under Votes	1	

FOR LIEUTENANT GOVERNOR		
(Vote for not more than) 1		
HANK ERWIN	0	
KAY IVEY.	9	100.00
GENE PONDER.	0	
Over Votes	0	
Under Votes	0	

FOR UNITED STATES SENATOR		
(Vote for not more than) 1		
N.C. "Clint" MOSER	2	22.22
RICHARD C. SHELBY.	7	77.78
Over Votes	0	
Under Votes	0	

FOR ATTORNEY GENERAL		
(Vote for not more than) 1		
TROY KING	2	22.22
LUTHER STRANGE.	7	77.78
Over Votes	0	
Under Votes	0	

FOR ASSOCIATE JUSTICE OF THE SUPREME COURT, PLACE NO. 2		
(Vote for not more than) 1		
MICHAEL F. "Mike" BOLIN.	8	100.00
TRACY W. CARY	0	
Over Votes	0	
Under Votes	1	

FOR ASSOCIATE JUSTICE OF THE SUPREME COURT, PLACE NO. 3		
(Vote for not more than) 1		
JAMES R. HOUTS.	4	57.14
ERIC JOHNSTON	0	
TOM PARKER	3	42.86
Over Votes	0	
Under Votes	2	

	VOTES	PERCENT
FOR STATE TREASURER		
(Vote for not more than) 1		
YOUNG-BOOZER	6	66.67
GEORGE C. WALLACE, JR.	3	33.33
Over Votes	0	
Under Votes	0	

FOR COMMISSIONER OF AGRICULTURE AND INDUSTRIES		
(Vote for not more than) 1		
DORMAN GRACE	6	66.67
JOHN McMILLAN	2	22.22
DALE PETERSON.	1	11.11
Over Votes	0	
Under Votes	0	

FOR PUBLIC SERVICE COMMISSION, PLACE NO. 1		
(Vote for not more than) 1		
CHRIS "Chip" BEEKER	0	
TWINKLE ANDRESS CAVANAUGH	8	88.89
STEPHEN EVANS	1	11.11
Over Votes	0	
Under Votes	0	

FOR PUBLIC SERVICE COMMISSION, PLACE NO. 2		
(Vote for not more than) 1		
CHIP BROWN	7	87.50
TERRY DUNN	1	12.50
Over Votes	0	
Under Votes	1	

RUN DATE:05/30/10 10:13 PM

0008 TUSKEGEE MUNICIPAL COMPLEX #1

VOTES PERCENT

PROPOSED STATEWIDE AMENDMENT NUMBER ONE (1)

(Vote for not more than) 1

STATEWIDE AMENDMENT NO. 1 YES.	149	58.66
STATEWIDE AMENDMENT NO. 1 NO	105	41.34
Over Votes	0	
Under Votes	64	

RUN DATE:05/30/10 10:13 PM


0009 TUSKEGEE MUNICIPAL COMPLEX #2

	VOTES	PERCENT
BALLOTS CAST - TOTAL	553	
BALLOTS CAST - DEMOCRATIC	549	99.28
BALLOTS CAST - REPUBLICAN	4	.72
BALLOTS CAST - NONPARTISAN.	0	

RUN DATE:05/30/10 10:13 PM

0009 TUSKEGEE MUNICIPAL COMPLEX #2

	VOTES	PERCENT		VOTES	PERCENT
FOR GOVERNOR			FOR MACON COUNTY CORONER		
(Vote for not more than) 1			(Vote for not more than) 1		
ARTUR G. DAVIS.	263	49.16	HAL E. BENTLEY.	323	60.49
RON SPARKS	272	50.84	YVETTE R. BURTON	211	39.51
Over Votes	0		Over Votes	0	
Under Votes	14		Under Votes	15	
FOR UNITED STATES SENATOR			FOR MACON COUNTY DEMOCRATIC EXECUTIVE COMMITTEE		
(Vote for not more than) 1			(FEMALE), DISTRICT NO. 2		
(Vote for not more than) 1			(Vote for not more than) 1		
WILLIAM G. BARNES.	246	54.42	BERNICE GRIMMETT	247	51.14
SIMONE DE MOORE	206	45.58	ROSE E. WASHINGTON	236	48.86
Over Votes	0		Over Votes	0	
Under Votes	97		Under Votes	66	
FOR ATTORNEY GENERAL			FOR MACON COUNTY DEMOCRATIC EXECUTIVE COMMITTEE		
(Vote for not more than) 1			(MALE), DISTRICT NO. 2		
(Vote for not more than) 1			(Vote for not more than) 1		
JAMES H. ANDERSON.	256	54.24	FRED D. GRAY	168	32.25
MICHEL NICROSI.	87	18.43	FRED D. GRAY, JR..	237	45.49
GILES PERKINS	129	27.33	JERRY L. WASHINGTON	116	22.26
Over Votes	0		Over Votes	0	
Under Votes	77		Under Votes	28	
FOR STATE SENATOR, DISTRICT NO. 28					
(Vote for not more than) 1					
LOCY 'Sonny' BAKER	37	6.78			
BILLY BEASLEY	46	8.42			
HOWARD C. BURTON	138	25.27			
JOHNNY FORD.	310	56.78			
SAM HARRIS	15	2.75			
Over Votes	0				
Under Votes	3				
FOR STATE REPRESENTATIVE, DISTRICT NO. 82					
(Vote for not more than) 1					
TERRENCE KAREEM JOHNSON.	203	37.73			
PEBBLIN W. WARREN.	335	62.27			
Over Votes	0				
Under Votes	11				
FOR STATE TREASURER					
(Vote for not more than) 1					
CHARLEY GRIMSLEY	298	64.22			
JEREMY SHERER	166	35.78			
Over Votes	0				
Under Votes	85				
FOR MACON COUNTY SHERIFF					
(Vote for not more than) 1					
SANDOR MALOY	156	28.94			
DAVID M. WARREN	383	71.06			
Over Votes	0				
Under Votes	10				



RUN DATE:05/30/10 10:13 PM

0009 TUSKEGEE MUNICIPAL COMPLEX #2

VOTES PERCENT

VOTES PERCENT

FOR GOVERNOR

(Vote for not more than) 1

ROBERT BENTLEY	1	25.00
BRADLEY BYRNE	2	50.00
TIM JAMES	1	25.00
BILL JOHNSON	0	
ROY S. MOORE	0	
JAMES POTTS.	0	
CHARLES TAYLOR.	0	
Over Votes	0	
Under Votes	0	

FOR STATE TREASURER

(Vote for not more than) 1

YOUNG BOOZER	4	100.00
GEORGE C. WALLACE, JR.	0	
Over Votes	0	
Under Votes	0	

FOR LIEUTENANT GOVERNOR

(Vote for not more than) 1

HANK ERWIN	0	
KAY IVEY.	4	100.00
GENE PONDER.	0	
Over Votes	0	
Under Votes	0	

FOR COMMISSIONER OF AGRICULTURE AND INDUSTRIES

(Vote for not more than) 1

DORMAN GRACE	2	50.00
JOHN McMILLAN	1	25.00
DALE PETERSON	1	25.00
Over Votes	0	
Under Votes	0	

FOR UNITED STATES SENATOR

(Vote for not more than) 1

N.C. "Clint" MOSER	1	25.00
RICHARD C. SHELBY.	3	75.00
Over Votes	0	
Under Votes	0	

FOR PUBLIC SERVICE COMMISSION, PLACE NO. 1

(Vote for not more than) 1

CHRIS "Chip" BEEKER	0	
TWINKLE ADDRESS CAVANAUGH	3	75.00
STEPHEN EVANS	1	25.00
Over Votes	0	
Under Votes	0	

FOR ATTORNEY GENERAL

(Vote for not more than) 1

TROY KING	3	75.00
LUTHER STRANGE.	1	25.00
Over Votes	0	
Under Votes	0	

FOR PUBLIC SERVICE COMMISSION, PLACE NO. 2

(Vote for not more than) 1

CHIP BROWN	3	75.00
TERRY DUNN	1	25.00
Over Votes	0	
Under Votes	0	

FOR ASSOCIATE JUSTICE OF THE SUPREME COURT, PLACE NO. 2


(Vote for not more than) 1

MICHAEL F. "Mike" BOLIN.	2	50.00
TRACY W. CARY	2	50.00
Over Votes	0	
Under Votes	0	

FOR ASSOCIATE JUSTICE OF THE SUPREME COURT, PLACE NO. 3

(Vote for not more than) 1

JAMES R. HOUTS.	1	25.00
ERIC JOHNSTON	0	
TOM PARKER	3	75.00
Over Votes	0	
Under Votes	0	



RUN DATE:05/30/10 10:13 PM

0009 TUSKEGEE MUNICIPAL COMPLEX #2

VOTES PERCENT

PROPOSED STATEWIDE AMENDMENT NUMBER ONE (1)

(Vote for not more than) 1

STATEWIDE AMENDMENT NO. 1 YES.	297	67.35
STATEWIDE AMENDMENT NO. 1 NO	144	32.65
Over Votes	0	
Under Votes	112	



RUN DATE:05/30/10 10:13 PM

0010 VOLUNTEER FIRE STATION

VOTES PERCENT

BALLOTS CAST - TOTAL	185	
BALLOTS CAST - DEMOCRATIC	167	90.27
BALLOTS CAST - REPUBLICAN	18	9.73
BALLOTS CAST - NONPARTISAN	0	

RUN DATE:05/30/10 10:13 PM

0010 VOLUNTEER FIRE STATION

	VOTES	PERCENT
FOR GOVERNOR		
(Vote for not more than) 1		
ARTUR G. DAVIS.	65	39.39
RON SPARKS	100	60.61
Over Votes	0	
Under Votes	2	

	VOTES	PERCENT
FOR UNITED STATES SENATOR		
(Vote for not more than) 1		
WILLIAM G. BARNES.	65	46.43
SIMONE DE MOORE	75	53.57
Over Votes	0	
Under Votes	27	

	VOTES	PERCENT
FOR ATTORNEY GENERAL		
(Vote for not more than) 1		
JAMES H. ANDERSON.	90	64.75
MICHEL NICROSI.	17	12.23
GILES PERKINS	32	23.02
Over Votes	0	
Under Votes	28	

	VOTES	PERCENT
FOR STATE SENATOR, DISTRICT NO. 28		
(Vote for not more than) 1		
LOCY 'Sonny' BAKER	5	3.07
BILLY BEASLEY	36	22.09
HOWARD C. BURTON	17	10.43
JOHNNY FORD.	101	61.96
SAM HARRIS	4	2.45
Over Votes	0	
Under Votes	4	

	VOTES	PERCENT
FOR STATE REPRESENTATIVE, DISTRICT NO. 82		
(Vote for not more than) 1		
TERRENCE KAREEM JOHNSON.	38	23.46
PEBBLIN W. WARREN.	124	76.54
Over Votes	0	
Under Votes	5	

	VOTES	PERCENT
FOR STATE TREASURER		
(Vote for not more than) 1		
CHARLEY GRIMSLEY	97	70.29
JEREMY SHERER	41	29.71
Over Votes	0	
Under Votes	29	

	VOTES	PERCENT
FOR MACON COUNTY SHERIFF		
(Vote for not more than) 1		
SANDOR MALOY	92	55.76
DAVID M. WARREN	73	44.24
Over Votes	0	
Under Votes	2	

	VOTES	PERCENT
FOR MACON COUNTY CORONER		
(Vote for not more than) 1		
HAL E. BENTLEY.	73	45.34
YVETTE R. BURTON	88	54.66
Over Votes	0	
Under Votes	6	

	VOTES	PERCENT
FOR MEMBER, MACON COUNTY BOARD OF EDUCATION, DISTRICT NO. 3		
(Vote for not more than) 1		
JIMMY ELLIS.	74	45.68
MARY H. HOOKS	88	54.32
Over Votes	0	
Under Votes	5	

	VOTES	PERCENT
FOR MACON COUNTY DEMOCRATIC EXECUTIVE COMMITTEE (FEMALE), DISTRICT NO. 3		
(Vote for not more than) 1		
SHIRLEY CURRY	99	68.75
JOHNNIE BARNETT HARRISON	45	31.25
Over Votes	0	
Under Votes	23	

RUN DATE:05/30/10 10:13 PM

0010 VOLUNTEER FIRE STATION

VOTES PERCENT

VOTES PERCENT

FOR GOVERNOR

(Vote for not more than) 1

ROBERT BENTLEY	1	5.56
BRADLEY BYRNE	6	33.33
TIM JAMES	10	55.56
BILL JOHNSON	0	
ROY S. MOORE	1	5.56
JAMES POTTS	0	
CHARLES TAYLOR	0	
Over Votes	0	
Under Votes	0	

FOR STATE TREASURER

(Vote for not more than) 1

YOUNG BOOZER	15	83.33
GEORGE C. WALLACE, JR.	3	16.67
Over Votes	0	
Under Votes	0	

FOR LIEUTENANT GOVERNOR

(Vote for not more than) 1

HANK ERWIN	8	44.44
KAY IVEY	9	50.00
GENE PONDER	1	5.56
Over Votes	0	
Under Votes	0	

FOR COMMISSIONER OF AGRICULTURE AND INDUSTRIES

(Vote for not more than) 1

DORMAN GRACE	10	55.56
JOHN McMILLAN	7	38.89
DALE PETERSON	1	5.56
Over Votes	0	
Under Votes	0	

FOR UNITED STATES SENATOR

(Vote for not more than) 1

N.C. "Clint" MOSER	1	5.56
RICHARD C. SHELBY	17	94.44
Over Votes	0	
Under Votes	0	

FOR PUBLIC SERVICE COMMISSION, PLACE NO. 1

(Vote for not more than) 1

CHRIS "Chip" BEEKER	3	16.67
TWINKLE ADDRESS CAVANAUGH	10	55.56
STEPHEN EVANS	5	27.78
Over Votes	0	
Under Votes	0	

FOR ATTORNEY GENERAL

(Vote for not more than) 1

TROY KING	8	44.44
LUTHER STRANGE	10	55.56
Over Votes	0	
Under Votes	0	

FOR PUBLIC SERVICE COMMISSION, PLACE NO. 2

(Vote for not more than) 1

CHIP BROWN	7	43.75
TERRY DUNN	9	56.25
Over Votes	0	
Under Votes	2	

FOR ASSOCIATE JUSTICE OF THE SUPREME COURT, PLACE NO. 2

(Vote for not more than) 1

MICHAEL F. "Mike" BOLIN	17	100.00
TRACY W. CARY	0	
Over Votes	0	
Under Votes	1	

FOR ASSOCIATE JUSTICE OF THE SUPREME COURT, PLACE NO. 3

(Vote for not more than) 1

JAMES R. HOUTS	5	31.25
ERIC JOHNSTON	3	18.75
TOM PARKER	8	50.00
Over Votes	0	
Under Votes	2	



RUN DATE:05/30/10 10:13 PM


0010 VOLUNTEER FIRE STATION

VOTES PERCENT

PROPOSED STATEWIDE AMENDMENT NUMBER ONE (1)

(Vote for not more than) 1

STATEWIDE AMENDMENT NO. 1 YES	66	45.52
STATEWIDE AMENDMENT NO. 1 NO	79	54.48
Over Votes	0	
Under Votes	40	




RUN DATE:05/30/10 10:13 PM

0011 OLD PRAIRIE FARM SCHOOL

VOTES PERCENT

BALLOTS CAST - TOTAL	423	
BALLOTS CAST - DEMOCRATIC	375	88.65
BALLOTS CAST - REPUBLICAN	48	11.35
BALLOTS CAST - NONPARTISAN.	0	



RUN DATE:05/30/10 10:13 PM

0011 OLD PRAIRIE FARM SCHOOL

VOTES PERCENT

VOTES PERCENT

FOR GOVERNOR
 (Vote for not more than) 1
 ARTUR G. DAVIS. 172 47.65
 RON SPARKS 189 52.35
 Over Votes 0
 Under Votes 14

FOR MACON COUNTY CORONER
 (Vote for not more than) 1
 HAL E. BENTLEY. 119 34.20
 YVETTE R. BURTON 229 65.80
 Over Votes 0
 Under Votes 27

FOR UNITED STATES SENATOR
 (Vote for not more than) 1
 WILLIAM G. BARNES. 163 54.52
 SIMONE DE MOORE 136 45.48
 Over Votes 0
 Under Votes 76

FOR MEMBER, MACON COUNTY BOARD OF EDUCATION,
 DISTRICT NO. 3
 (Vote for not more than) 1
 JIMMY ELLIS. 204 56.67
 MARY H. HOOKS 156 43.33
 Over Votes 0
 Under Votes 15

FOR ATTORNEY GENERAL
 (Vote for not more than) 1
 JAMES H. ANDERSON. 158 51.97
 MICHEL NICROSI. 63 20.72
 GILES PERKINS 83 27.30
 Over Votes 0
 Under Votes 71

FOR MACON COUNTY DEMOCRATIC EXECUTIVE COMMITTEE
 (FEMALE), DISTRICT NO. 3
 (Vote for not more than) 1
 SHIRLEY CURRY 198 64.50
 JOHNNIE BARNETT HARRISON 109 35.50
 Over Votes 0
 Under Votes 68

FOR STATE SENATOR, DISTRICT NO. 28
 (Vote for not more than) 1
 LOCY 'Sonny' BAKER 32 8.82
 BILLY BEASLEY 93 25.62
 HOWARD C. BURTON 52 14.33
 JOHNNY FORD. 167 46.01
 SAM HARRIS 19 5.23
 Over Votes 0
 Under Votes 12

FOR STATE REPRESENTATIVE, DISTRICT NO. 82
 (Vote for not more than) 1
 TERENCE KAREEM JOHNSON. 185 51.53
 PEBBLIN W. WARREN. 174 48.47
 Over Votes 0
 Under Votes 16

FOR STATE TREASURER
 (Vote for not more than) 1
 CHARLEY GRIMSLEY 189 61.76
 JEREMY SHERER 117 38.24
 Over Votes 0
 Under Votes 69

FOR MACON COUNTY SHERIFF
 (Vote for not more than) 1
 SANDOR MALOY 266 72.28
 DAVID M. WARREN 102 27.72
 Over Votes 0
 Under Votes 7

RUN DATE:05/30/10 10:13 PM

0011 OLD PRAIRIE FARM SCHOOL

	VOTES	PERCENT
FOR GOVERNOR		
(Vote for not more than) 1		
ROBERT BENTLEY	6	12.50
BRADLEY BYRNE	12	25.00
TIM JAMES	16	33.33
BILL JOHNSON	1	2.08
ROY S. MOORE	12	25.00
JAMES POTTS.	0	
CHARLES TAYLOR.	1	2.08
Over Votes	0	
Under Votes	0	

	VOTES	PERCENT
FOR LIEUTENANT GOVERNOR		
(Vote for not more than) 1		
HANK ERWIN	16	34.78
KAY IVEY.	28	60.87
GENE PONDER.	2	4.35
Over Votes	0	
Under Votes	2	

	VOTES	PERCENT
FOR UNITED STATES SENATOR		
(Vote for not more than) 1		
N.C. "Clint" MOSER	8	17.02
RICHARD C. SHELBY.	39	82.98
Over Votes	0	
Under Votes	1	

	VOTES	PERCENT
FOR ATTORNEY GENERAL		
(Vote for not more than) 1		
TROY KING	24	51.06
LUTHER STRANGE.	23	48.94
Over Votes	0	
Under Votes	1	

	VOTES	PERCENT
FOR ASSOCIATE JUSTICE OF THE SUPREME COURT, PLACE NO. 2		
(Vote for not more than) 1		
MICHAEL F. "Mike" BOLIN.	29	65.91
TRACY W. CARY	15	34.09
Over Votes	0	
Under Votes	4	


	VOTES	PERCENT
FOR ASSOCIATE JUSTICE OF THE SUPREME COURT, PLACE NO. 3		
(Vote for not more than) 1		
JAMES R. HOUTS.	4	9.30
ERIC JOHNSTON	10	23.26
TOM PARKER	29	67.44
Over Votes	0	
Under Votes	5	

	VOTES	PERCENT
FOR STATE TREASURER		
(Vote for not more than) 1		
YOUNG BOOZER	24	50.00
GEORGE C. WALLACE, JR.	24	50.00
Over Votes	0	
Under Votes	0	

	VOTES	PERCENT
FOR COMMISSIONER OF AGRICULTURE AND INDUSTRIES		
(Vote for not more than) 1		
DORMAN GRACE	24	53.33
JOHN McMILLAN	10	22.22
DALE PETERSON	11	24.44
Over Votes	0	
Under Votes	3	

	VOTES	PERCENT
FOR PUBLIC SERVICE COMMISSION, PLACE NO. 1		
(Vote for not more than) 1		
CHRIS "Chip" BEEKER	8	18.18
TWINKLE ANDRESS CAVANAUGH	32	72.73
STEPHEN EVANS	4	9.09
Over Votes	0	
Under Votes	4	

	VOTES	PERCENT
FOR PUBLIC SERVICE COMMISSION, PLACE NO. 2		
(Vote for not more than) 1		
CHIP BROWN	20	46.51
TERRY DUNN	23	53.49
Over Votes	0	
Under Votes	5	



RUN DATE:05/30/10 10:13 PM


0011 OLD PRAIRIE FARM SCHOOL

VOTES PERCENT

PROPOSED STATEWIDE AMENDMENT NUMBER ONE (1)

(Vote for not more than) 1

STATEWIDE AMENDMENT NO. 1 YES.	187	56.50
STATEWIDE AMENDMENT NO. 1 NO	144	43.50
Over Votes	0	
Under Votes	92	



RUN DATE:05/30/10 10:13 PM

0012 SEASHA #1

	VOTES	PERCENT
BALLOTS CAST - TOTAL	468	
BALLOTS CAST - DEMOCRATIC	467	99.79
BALLOTS CAST - REPUBLICAN	1	.21
BALLOTS CAST - NONPARTISAN.	0	



RUN DATE:05/30/10 10:13 PM

0012 SEASHA #1

	VOTES	PERCENT
FOR GOVERNOR		
(Vote for not more than) 1		
ARTUR G. DAVIS.	249	54.25
RON SPARKS	210	45.75
Over Votes	0	
Under Votes	8	

FOR UNITED STATES SENATOR		
(Vote for not more than) 1		
WILLIAM G. BARNES.	203	52.73
SIMONE DE MOORE	182	47.27
Over Votes	0	
Under Votes	82	

FOR ATTORNEY GENERAL		
(Vote for not more than) 1		
JAMES H. ANDERSON.	227	56.61
MICHEL NICROSI.	70	17.46
GILES PERKINS	104	25.94
Over Votes	0	
Under Votes	66	

FOR STATE SENATOR, DISTRICT NO. 28		
(Vote for not more than) 1		
LOCY 'Sonny' BAKER	29	6.26
BILLY BEASLEY	46	9.94
HOWARD C. BURTON	140	30.24
JOHNNY FORD.	231	49.89
SAM HARRIS	17	3.67
Over Votes	0	
Under Votes	4	

FOR STATE REPRESENTATIVE, DISTRICT NO. 82		
(Vote for not more than) 1		
TERRENCE KAREEM JOHNSON.	180	39.56
PEBBLIN W. WARREN.	275	60.44
Over Votes	0	
Under Votes	12	


FOR STATE TREASURER		
(Vote for not more than) 1		
CHARLEY GRIMSLEY	220	58.98
JEREMY SHERER	153	41.02
Over Votes	0	
Under Votes	94	

FOR MACON COUNTY SHERIFF		
(Vote for not more than) 1		
SANDOR MALOY	152	33.12
DAVID M. WARREN	307	66.88
Over Votes	0	
Under Votes	8	

	VOTES	PERCENT
FOR MACON COUNTY CORONER		
(Vote for not more than) 1		
HAL E. BENTLEY.	299	66.15
YVETTE R. BURTON	153	33.85
Over Votes	0	
Under Votes	15	

FOR MEMBER, MACON COUNTY BOARD OF EDUCATION, DISTRICT NO. 3		
(Vote for not more than) 1		
JIMMY ELLIS.	128	29.22
MARY H. HOOKS	310	70.78
Over Votes	0	
Under Votes	29	

FOR MACON COUNTY DEMOCRATIC EXECUTIVE COMMITTEE (FEMALE), DISTRICT NO. 3		
(Vote for not more than) 1		
SHIRLEY CURRY	257	61.34
JOHNNIE BARNETT HARRISON	162	38.66
Over Votes	0	
Under Votes	48	



RUN DATE:05/30/10 10:13 PM

0012 SEASHA #1

	VOTES	PERCENT
FOR GOVERNOR		
(Vote for not more than) 1		
ROBERT BENTLEY	0	
BRADLEY BYRNE	0	
TIM JAMES	1	100.00
BILL JOHNSON	0	
ROY S. MOORE	0	
JAMES POTTS	0	
CHARLES TAYLOR	0	
Over Votes	0	
Under Votes	0	

FOR LIEUTENANT GOVERNOR		
(Vote for not more than) 1		
HANK ERWIN	0	
KAY IVEY	0	
GENE PONDER	1	100.00
Over Votes	0	
Under Votes	0	

FOR UNITED STATES SENATOR		
(Vote for not more than) 1		
N.C. "Clint" MOSER	0	
RICHARD C. SHELBY	1	100.00
Over Votes	0	
Under Votes	0	

FOR ATTORNEY GENERAL		
(Vote for not more than) 1		
TROY KING	1	100.00
LUTHER STRANGE	0	
Over Votes	0	
Under Votes	0	

FOR ASSOCIATE JUSTICE OF THE SUPREME COURT, PLACE NO. 2		
(Vote for not more than) 1		
MICHAEL F. "Mike" BOLIN	0	
TRACY W. CARY	1	100.00
Over Votes	0	
Under Votes	0	


FOR ASSOCIATE JUSTICE OF THE SUPREME COURT, PLACE NO. 3		
(Vote for not more than) 1		
JAMES R. HOUTS	0	
ERIC JOHNSTON	0	
TOM PARKER	1	100.00
Over Votes	0	
Under Votes	0	

	VOTES	PERCENT
FOR STATE TREASURER		
(Vote for not more than) 1		
YOUNG BOOZER	1	100.00
GEORGE C. WALLACE, JR.	0	
Over Votes	0	
Under Votes	0	

FOR COMMISSIONER OF AGRICULTURE AND INDUSTRIES		
(Vote for not more than) 1		
DORMAN GRACE	0	
JOHN McMILLAN	0	
DALE PETERSON	1	100.00
Over Votes	0	
Under Votes	0	

FOR PUBLIC SERVICE COMMISSION, PLACE NO. 1		
(Vote for not more than) 1		
CHRIS "Chip" BEEKER	0	
TWINKLE ANDRESS CAVANAUGH	1	100.00
STEPHEN EVANS	0	
Over Votes	0	
Under Votes	0	

FOR PUBLIC SERVICE COMMISSION, PLACE NO. 2		
(Vote for not more than) 1		
CHIP BROWN	1	100.00
TERRY DUNN	0	
Over Votes	0	
Under Votes	0	



RUN DATE:05/30/10 10:13 PM


0012 SEASHA #1

VOTES PERCENT

PROPOSED STATEWIDE AMENDMENT NUMBER ONE (1)

(Vote for not more than) 1


STATEWIDE AMENDMENT NO. 1 YES	242	68.36
STATEWIDE AMENDMENT NO. 1 NO	112	31.64
Over Votes	0	
Under Votes	114	



RUN DATE:05/30/10 10:13 PM

0013 SEASHA #2

	VOTES	PERCENT
BALLOTS CAST - TOTAL	280	
BALLOTS CAST - DEMOCRATIC	279	99.64
BALLOTS CAST - REPUBLICAN	1	.36
BALLOTS CAST - NONPARTISAN.	0	



RUN DATE:05/30/10 10:13 PM

0013 SEASHA #2

	VOTES	PERCENT
FOR GOVERNOR		
(Vote for not more than) 1		
ARTUR G. DAVIS.	139	51.29
RON SPARKS	132	48.71
Over Votes	0	
Under Votes	8	

FOR UNITED STATES SENATOR		
(Vote for not more than) 1		
WILLIAM G. BARNES.	120	54.55
SIMONE DE MOORE	100	45.45
Over Votes	0	
Under Votes	59	

FOR ATTORNEY GENERAL		
(Vote for not more than) 1		
JAMES H. ANDERSON.	108	46.55
MICHEL NICROSI.	49	21.12
GILES PERKINS	75	32.33
Over Votes	0	
Under Votes	47	

FOR STATE SENATOR, DISTRICT NO. 28		
(Vote for not more than) 1		
LOCY 'Sonny' BAKER	25	9.12
BILLY BEASLEY	44	16.06
HOWARD C. BURTON	79	28.83
JOHNNY FORD.	116	42.34
SAM HARRIS	10	3.65
Over Votes	0	
Under Votes	5	

FOR STATE REPRESENTATIVE, DISTRICT NO. 82		
(Vote for not more than) 1		
TERRENCE KAREEM JOHNSON.	96	34.78
PEBBLIN W. WARREN.	180	65.22
Over Votes	0	
Under Votes	3	


FOR STATE TREASURER		
(Vote for not more than) 1		
CHARLEY GRIMSLEY	144	64.86
JEREMY SHERER	78	35.14
Over Votes	0	
Under Votes	57	

FOR MACON COUNTY SHERIFF		
(Vote for not more than) 1		
SANDOR MALOY	67	24.28
DAVID M. WARREN	209	75.72
Over Votes	0	
Under Votes	3	

FOR MACON COUNTY CORONER		
(Vote for not more than) 1		
HAL E. BENTLEY.	197	71.12
YVETTE R. BURTON	80	28.88
Over Votes	0	
Under Votes	2	

FOR MEMBER, MACON COUNTY BOARD OF EDUCATION, DISTRICT NO. 3		
(Vote for not more than) 1		
JIMMY ELLIS.	73	26.94
MARY H. HOOKS	198	73.06
Over Votes	0	
Under Votes	8	

FOR MACON COUNTY DEMOCRATIC EXECUTIVE COMMITTEE (FEMALE), DISTRICT NO. 3		
(Vote for not more than) 1		
SHIRLEY CURRY	168	63.64
JOHNNIE BARNETT HARRISON	96	36.36
Over Votes	0	
Under Votes	15	



RUN DATE:05/30/10 10:13 PM

0013 SEASHA #2

	VOTES	PERCENT
FOR GOVERNOR		
(Vote for not more than) 1		
ROBERT BENTLEY.	0	
BRADLEY BYRNE	0	
TIM JAMES	0	
BILL JOHNSON	0	
ROY S. MOORE	0	
JAMES POTTS.	0	
CHARLES TAYLOR.	1	100.00
Over Votes	0	
Under Votes	0	

FOR LIEUTENANT GOVERNOR		
(Vote for not more than) 1		
HANK ERWIN	0	
KAY IVEY.	0	
GENE PONDER.	1	100.00
Over Votes	0	
Under Votes	0	

FOR UNITED STATES SENATOR		
(Vote for not more than) 1		
N.C. "Clint" MOSER	0	
RICHARD C. SHELBY.	1	100.00
Over Votes	0	
Under Votes	0	

FOR ATTORNEY GENERAL		
(Vote for not more than) 1		
TROY KING	0	
LUTHER STRANGE.	1	100.00
Over Votes	0	
Under Votes	0	

FOR ASSOCIATE JUSTICE OF THE SUPREME COURT, PLACE NO. 2		
(Vote for not more than) 1		
MICHAEL F. "Mike" BOLIN.	0	
TRACY W. CARY	1	100.00
Over Votes	0	
Under Votes	0	

FOR ASSOCIATE JUSTICE OF THE SUPREME COURT, PLACE NO. 3		
(Vote for not more than) 1		
JAMES R. HOUTS.	0	
ERIC JOHNSTON	0	
TOM PARKER	1	100.00
Over Votes	0	
Under Votes	0	

	VOTES	PERCENT
FOR STATE TREASURER		
(Vote for not more than) 1		
YOUNG BOOZER	0	
GEORGE C. WALLACE, JR.	1	100.00
Over Votes	0	
Under Votes	0	

FOR COMMISSIONER OF AGRICULTURE AND INDUSTRIES		
(Vote for not more than) 1		
DORMAN GRACE	0	
JOHN McMILLAN	0	
DALE PETERSON.	0	
Over Votes	0	
Under Votes	1	

FOR PUBLIC SERVICE COMMISSION, PLACE NO. 1		
(Vote for not more than) 1		
CHRIS "Chip" BEEKER	0	
TWINKLE ANDRESS CAVANAUGH	0	
STEPHEN EVANS	0	
Over Votes	0	
Under Votes	1	

FOR PUBLIC SERVICE COMMISSION, PLACE NO. 2		
(Vote for not more than) 1		
CHIP BROWN	0	
TERRY DUNN	0	
Over Votes	0	
Under Votes	1	



RUN DATE:05/30/10 10:13 PM


0013 SEASHA #2

VOTES PERCENT

PROPOSED STATEWIDE AMENDMENT NUMBER ONE (1)

(Vote for not more than) 1

STATEWIDE AMENDMENT NO. 1 YES.	152	69.09
STATEWIDE AMENDMENT NO. 1 NO	68	30.91
Over Votes	0	
Under Votes	60	



RUN DATE:05/30/10 10:13 PM

0014 FRANKLIN TOWN HALL

	VOTES	PERCENT
BALLOTS CAST - TOTAL	347	
BALLOTS CAST - DEMOCRATIC	297	85.59
BALLOTS CAST - REPUBLICAN	50	14.41
BALLOTS CAST - NONPARTISAN.	0	



RUN DATE:05/30/10 10:13 PM

0014 FRANKLIN TOWN HALL

	VOTES	PERCENT
FOR GOVERNOR		
(Vote for not more than) 1		
ARTUR G. DAVIS.	164	56.55
RON SPARKS	126	43.45
Over Votes	0	
Under Votes	7	

FOR UNITED STATES SENATOR		
(Vote for not more than) 1		
WILLIAM G. BARNES.	135	58.70
SIMONE DE MOORE	95	41.30
Over Votes	0	
Under Votes	67	

FOR ATTORNEY GENERAL		
(Vote for not more than) 1		
JAMES H. ANDERSON.	126	52.07
MICHEL NICROSI.	44	18.18
GILES PERKINS	72	29.75
Over Votes	0	
Under Votes	55	

FOR STATE SENATOR, DISTRICT NO. 28		
(Vote for not more than) 1		
LOCY 'Sonny' BAKER	17	5.86
BILLY BEASLEY	54	18.62
HOWARD C. BURTON	94	32.41
JOHNNY FORD.	110	37.93
SAM HARRIS	15	5.17
Over Votes	0	
Under Votes	7	

FOR STATE REPRESENTATIVE, DISTRICT NO. 82		
(Vote for not more than) 1		
TERRENCE KAREEM JOHNSON.	114	39.04
PEBBLIN W. WARREN.	178	60.96
Over Votes	0	
Under Votes	5	


FOR STATE TREASURER		
(Vote for not more than) 1		
CHARLEY GRIMSLEY	159	68.53
JEREMY SHERER	73	31.47
Over Votes	0	
Under Votes	65	

FOR MACON COUNTY SHERIFF		
(Vote for not more than) 1		
SANDOR MALOY	117	39.39
DAVID M. WARREN	180	60.61
Over Votes	0	
Under Votes	0	

	VOTES	PERCENT
FOR MACON COUNTY CORONER		
(Vote for not more than) 1		
HAL E. BENTLEY.	193	66.55
YVETTE R. BURTON	97	33.45
Over Votes	0	
Under Votes	7	

FOR MEMBER, MACON COUNTY BOARD OF EDUCATION, DISTRICT NO. 4		
(Vote for not more than) 1		
SHARON L. SAMUEL	199	71.58
KAREY THOMPSON.	79	28.42
Over Votes	0	
Under Votes	19	

FOR MACON COUNTY DEMOCRATIC EXECUTIVE COMMITTEE (MALE), DISTRICT NO. 4		
(Vote for not more than) 1		
ROBERT M. BURTON	144	52.75
ROBERT L. DAVIS	48	17.58
GEORGE W. GRIMES, JR.	16	5.86
ROBERT L. JOHNSON, SR.	65	23.81
Over Votes	0	
Under Votes	24	



RUN DATE:05/30/10 10:13 PM

0014 FRANKLIN TOWN HALL

	VOTES	PERCENT
FOR GOVERNOR		
(Vote for not more than) 1		
ROBERT BENTLEY	16	32.00
BRADLEY BYRNE	17	34.00
TIM JAMES	9	18.00
BILL JOHNSON	0	
ROY S. MOORE	8	16.00
JAMES POTTS	0	
CHARLES TAYLOR	0	
Over Votes	0	
Under Votes	0	

	VOTES	PERCENT
FOR LIEUTENANT GOVERNOR		
(Vote for not more than) 1		
HANK ERWIN	9	18.37
KAY IVEY	32	65.31
GENE PONDER	8	16.33
Over Votes	0	
Under Votes	1	

	VOTES	PERCENT
FOR UNITED STATES SENATOR		
(Vote for not more than) 1		
N.C. "Clint" MOSER	9	18.75
RICHARD C. SHELBY	39	81.25
Over Votes	0	
Under Votes	2	

	VOTES	PERCENT
FOR ATTORNEY GENERAL		
(Vote for not more than) 1		
TROY KING	30	60.00
LUTHER STRANGE	20	40.00
Over Votes	0	
Under Votes	0	

	VOTES	PERCENT
FOR ASSOCIATE JUSTICE OF THE SUPREME COURT, PLACE NO. 2		
(Vote for not more than) 1		
MICHAEL F. "Mike" BOLIN	35	72.92
TRACY W. CARY	13	27.08
Over Votes	0	
Under Votes	2	


	VOTES	PERCENT
FOR ASSOCIATE JUSTICE OF THE SUPREME COURT, PLACE NO. 3		
(Vote for not more than) 1		
JAMES R. HOUTS	9	20.00
ERIC JOHNSTON	9	20.00
TOM PARKER	27	60.00
Over Votes	0	
Under Votes	5	

	VOTES	PERCENT
FOR STATE TREASURER		
(Vote for not more than) 1		
YOUNG BOOZER	29	58.00
GEORGE C. WALLACE, JR.	21	42.00
Over Votes	0	
Under Votes	0	

	VOTES	PERCENT
FOR COMMISSIONER OF AGRICULTURE AND INDUSTRIES		
(Vote for not more than) 1		
DORMAN GRACE	26	55.32
JOHN McMILLAN	15	31.91
DALE PETERSON	6	12.77
Over Votes	0	
Under Votes	3	

	VOTES	PERCENT
FOR PUBLIC SERVICE COMMISSION, PLACE NO. 1		
(Vote for not more than) 1		
CHRIS "Chip" BEEKER	6	13.95
TWINKLE ANDRESS CAVANAUGH	33	76.74
STEPHEN EVANS	4	9.30
Over Votes	0	
Under Votes	7	

	VOTES	PERCENT
FOR PUBLIC SERVICE COMMISSION, PLACE NO. 2		
(Vote for not more than) 1		
CHIP BROWN	15	37.50
TERRY DUNN	25	62.50
Over Votes	0	
Under Votes	10	



RUN DATE:05/30/10 10:13 PM


0014 FRANKLIN TOWN HALL

VOTES PERCENT

PROPOSED STATEWIDE AMENDMENT NUMBER ONE (1)

(Vote for not more than) 1


STATEWIDE AMENDMENT NO. 1 YES	165	58.72
STATEWIDE AMENDMENT NO. 1 NO	116	41.28
Over Votes	0	
Under Votes	66	



RUN DATE:05/30/10 10:13 PM

0015 WOODLAND COMMUNITY CTR.

	VOTES	PERCENT
BALLOTS CAST - TOTAL	215	
BALLOTS CAST - DEMOCRATIC	133	61.86
BALLOTS CAST - REPUBLICAN	82	38.14
BALLOTS CAST - NONPARTISAN.	0	



RUN DATE:05/30/10 10:13 PM

0015 WOODLAND COMMUNITY CTR.

VOTES PERCENT

VOTES PERCENT

FOR GOVERNOR

(Vote for not more than) 1

ARTUR G. DAVIS	51	39.23
RON SPARKS	79	60.77
Over Votes	0	
Under Votes	3	

FOR MACON COUNTY CORONER

(Vote for not more than) 1

HAL E. BENTLEY	83	65.35
YVETTE R. BURTON	44	34.65
Over Votes	0	
Under Votes	6	

FOR UNITED STATES SENATOR

(Vote for not more than) 1

WILLIAM G. BARNES	72	67.29
SIMONE DE MOORE	35	32.71
Over Votes	0	
Under Votes	26	

FOR MEMBER, MACON COUNTY BOARD OF EDUCATION,
DISTRICT NO. 4

(Vote for not more than) 1

SHARON L. SAMUEL	48	38.10
KAREY THOMPSON	78	61.90
Over Votes	0	
Under Votes	7	

FOR ATTORNEY GENERAL

(Vote for not more than) 1

JAMES H. ANDERSON	62	54.87
MICHEL NICROSI	16	14.16
GILES PERKINS	35	30.97
Over Votes	0	
Under Votes	20	

FOR MACON COUNTY DEMOCRATIC EXECUTIVE COMMITTEE
(MALE), DISTRICT NO. 4

(Vote for not more than) 1

ROBERT M. BURTON	50	44.64
ROBERT L. DAVIS	20	17.86
GEORGE W. GRIMES, JR.	14	12.50
ROBERT L. JOHNSON, SR.	28	25.00
Over Votes	0	
Under Votes	21	

FOR STATE SENATOR, DISTRICT NO. 28

(Vote for not more than) 1

LOCY 'Sonny' BAKER	8	6.11
BILLY BEASLEY	43	32.82
HOWARD C. BURTON	17	12.98
JOHNNY FORD	62	47.33
SAM HARRIS	1	.76
Over Votes	0	
Under Votes	2	

FOR STATE REPRESENTATIVE, DISTRICT NO. 82

(Vote for not more than) 1

TERRENCE KAREEM JOHNSON	44	33.59
PEBBLIN W. WARREN	87	66.41
Over Votes	0	
Under Votes	2	

FOR STATE TREASURER


(Vote for not more than) 1

CHARLEY GRIMSLEY	75	66.96
JEREMY SHERER	37	33.04
Over Votes	0	
Under Votes	21	

FOR MACON COUNTY SHERIFF

(Vote for not more than) 1

SANDOR MALOY	42	31.82
DAVID M. WARREN	90	68.18
Over Votes	0	
Under Votes	1	



RUN DATE:05/30/10 10:13 PM

0015 WOODLAND COMMUNITY CTR.

	VOTES	PERCENT
FOR GOVERNOR		
(Vote for not more than) 1		
ROBERT BENTLEY	18	21.95
BRADLEY BYRNE	22	26.83
TIM JAMES	21	25.61
BILL JOHNSON	1	1.22
ROY S. MOORE	19	23.17
JAMES POTTS	1	1.22
CHARLES TAYLOR	0	
Over Votes	0	
Under Votes	0	

	VOTES	PERCENT
FOR LIEUTENANT GOVERNOR		
(Vote for not more than) 1		
HANK ERWIN	14	17.50
KAY IVEY	53	66.25
GENE PONDER	13	16.25
Over Votes	0	
Under Votes	2	

	VOTES	PERCENT
FOR UNITED STATES SENATOR		
(Vote for not more than) 1		
N.C. "Clint" MOSER	8	10.00
RICHARD C. SHELBY	72	90.00
Over Votes	0	
Under Votes	2	

	VOTES	PERCENT
FOR ATTORNEY GENERAL		
(Vote for not more than) 1		
TROY KING	44	55.00
LUTHER STRANGE	36	45.00
Over Votes	0	
Under Votes	2	

	VOTES	PERCENT
FOR ASSOCIATE JUSTICE OF THE SUPREME COURT, PLACE NO. 2		
(Vote for not more than) 1		
MICHAEL F. "Mike" BOLIN	44	66.67
TRACY W. CARY	22	33.33
Over Votes	0	
Under Votes	16	

	VOTES	PERCENT
FOR ASSOCIATE JUSTICE OF THE SUPREME COURT, PLACE NO. 3		
(Vote for not more than) 1		
JAMES R. HOUTS	13	18.84
ERIC JOHNSTON	17	24.64
TOM PARKER	39	56.52
Over Votes	0	
Under Votes	13	

	VOTES	PERCENT
FOR STATE TREASURER		
(Vote for not more than) 1		
YOUNG BOOZER	52	64.20
GEORGE C. WALLACE, JR.	29	35.80
Over Votes	0	
Under Votes	1	

	VOTES	PERCENT
FOR COMMISSIONER OF AGRICULTURE AND INDUSTRIES		
(Vote for not more than) 1		
DORMAN GRACE	41	56.94
JOHN McMILLAN	14	19.44
DALE PETERSON	17	23.61
Over Votes	0	
Under Votes	10	

	VOTES	PERCENT
FOR PUBLIC SERVICE COMMISSION, PLACE NO. 1		
(Vote for not more than) 1		
CHRIS "Chip" BEEKER	19	25.00
TWINKLE ADDRESS CAVANAUGH	40	52.63
STEPHEN EVANS	17	22.37
Over Votes	0	
Under Votes	6	

	VOTES	PERCENT
FOR PUBLIC SERVICE COMMISSION, PLACE NO. 2		
(Vote for not more than) 1		
CHIP BROWN	26	41.94
TERRY DUNN	36	58.06
Over Votes	0	
Under Votes	20	

Vertical line on the left side of the page.

RUN DATE:05/30/10 10:13 PM


0015 WOODLAND COMMUNITY CTR.

VOTES PERCENT

PROPOSED STATEWIDE AMENDMENT NUMBER ONE (1)

(Vote for not more than) 1


STATEWIDE AMENDMENT NO. 1 YES.	98	51.85
STATEWIDE AMENDMENT NO. 1 NO	91	48.15
Over Votes	0	
Under Votes	26	



RUN DATE:05/30/10 10:13 PM

0016 NOTASULGA TOWN HALL

	VOTES	PERCENT
BALLOTS CAST - TOTAL	416	
BALLOTS CAST - DEMOCRATIC	328	78.85
BALLOTS CAST - REPUBLICAN	88	21.15
BALLOTS CAST - NONPARTISAN.	0	



RUN DATE:05/30/10 10:13 PM

0016 NOTASULGA TOWN HALL

VOTES PERCENT

VOTES PERCENT

FOR GOVERNOR

(Vote for not more than) 1

ARTUR G. DAVIS	103	32.59
RON SPARKS	213	67.41
Over Votes	0	
Under Votes	12	

FOR MACON COUNTY CORONER

(Vote for not more than) 1

HAL E. BENTLEY	198	67.35
YVETTE R. BURTON	96	32.65
Over Votes	0	
Under Votes	34	

FOR UNITED STATES SENATOR

(Vote for not more than) 1

WILLIAM G. BARNES	161	67.08
SIMONE DE MOORE	79	32.92
Over Votes	0	
Under Votes	88	

FOR MEMBER, MACON COUNTY BOARD OF EDUCATION,
DISTRICT NO. 4

(Vote for not more than) 1

SHARON L. SAMUEL	72	22.71
KAREY THOMPSON	245	77.29
Over Votes	0	
Under Votes	11	

FOR ATTORNEY GENERAL

(Vote for not more than) 1

JAMES H. ANDERSON	159	60.92
MICHEL NICROSI	39	14.94
GILES PERKINS	63	24.14
Over Votes	0	
Under Votes	67	

FOR MACON COUNTY DEMOCRATIC EXECUTIVE COMMITTEE
(MALE), DISTRICT NO. 4

(Vote for not more than) 1

ROBERT M. BURTON	87	30.42
ROBERT L. DAVIS	33	11.54
GEORGE W. GRIMES, JR.	117	40.91
ROBERT L. JOHNSON, SR.	49	17.13
Over Votes	0	
Under Votes	42	

FOR STATE SENATOR, DISTRICT NO. 28

(Vote for not more than) 1

LOCY 'Sonny' BAKER	20	6.31
BILLY BEASLEY	107	33.75
HOWARD C. BURTON	71	22.40
JOHNNY FORD	109	34.38
SAM HARRIS	10	3.15
Over Votes	0	
Under Votes	11	

FOR STATE REPRESENTATIVE, DISTRICT NO. 82

(Vote for not more than) 1

TERRENCE KAREEM JOHNSON	104	33.88
PEBBLIN W. WARREN	203	66.12
Over Votes	0	
Under Votes	21	

FOR STATE TREASURER


(Vote for not more than) 1

CHARLEY GRIMSLEY	163	65.73
JEREMY SHERER	85	34.27
Over Votes	0	
Under Votes	80	

FOR MACON COUNTY SHERIFF

(Vote for not more than) 1

SANDOR MALOY	92	29.02
DAVID M. WARREN	225	70.98
Over Votes	0	
Under Votes	11	



RUN DATE:05/30/10 10:13 PM

0016 NOTASULGA TOWN HALL

	VOTES	PERCENT
FOR GOVERNOR		
(Vote for not more than) 1		
ROBERT BENTLEY	20	22.99
BRADLEY BYRNE	22	25.29
TIM JAMES	18	20.69
BILL JOHNSON	1	1.15
ROY S. MOORE	23	26.44
JAMES POTTS	2	2.30
CHARLES TAYLOR	1	1.15
Over Votes	0	
Under Votes	1	

	VOTES	PERCENT
FOR LIEUTENANT GOVERNOR		
(Vote for not more than) 1		
HANK ERWIN	9	11.39
KAY IVEY	61	77.22
GENE PONDER	9	11.39
Over Votes	0	
Under Votes	9	

	VOTES	PERCENT
FOR UNITED STATES SENATOR		
(Vote for not more than) 1		
N.C. "Clint" MOSER	19	21.84
RICHARD C. SHELBY	68	78.16
Over Votes	0	
Under Votes	1	

	VOTES	PERCENT
FOR ATTORNEY GENERAL		
(Vote for not more than) 1		
TROY KING	36	41.86
LUTHER STRANGE	50	58.14
Over Votes	0	
Under Votes	2	

	VOTES	PERCENT
FOR ASSOCIATE JUSTICE OF THE SUPREME COURT, PLACE NO. 2		
(Vote for not more than) 1		
MICHAEL F. "Mike" BOLIN	42	60.87
TRACY W. CARY	27	39.13
Over Votes	0	
Under Votes	19	


	VOTES	PERCENT
FOR ASSOCIATE JUSTICE OF THE SUPREME COURT, PLACE NO. 3		
(Vote for not more than) 1		
JAMES R. HOUTS	23	31.08
ERIC JOHNSTON	15	20.27
TOM PARKER	36	48.65
Over Votes	0	
Under Votes	14	

	VOTES	PERCENT
FOR STATE TREASURER		
(Vote for not more than) 1		
YOUNG BOOZER	49	58.33
GEORGE C. WALLACE, JR.	35	41.67
Over Votes	0	
Under Votes	4	

	VOTES	PERCENT
FOR COMMISSIONER OF AGRICULTURE AND INDUSTRIES		
(Vote for not more than) 1		
DORMAN GRACE	40	55.56
JOHN McMILLAN	21	29.17
DALE PETERSON	11	15.28
Over Votes	0	
Under Votes	16	

	VOTES	PERCENT
FOR PUBLIC SERVICE COMMISSION, PLACE NO. 1		
(Vote for not more than) 1		
CHRIS "Chip" BEEKER	14	20.29
TWINKLE ANDRESS CAVANAUGH	34	49.28
STEPHEN EVANS	21	30.43
Over Votes	0	
Under Votes	19	

	VOTES	PERCENT
FOR PUBLIC SERVICE COMMISSION, PLACE NO. 2		
(Vote for not more than) 1		
CHIP BROWN	29	50.00
TERRY DUNN	29	50.00
Over Votes	0	
Under Votes	30	



RUN DATE:05/30/10 10:13 PM


0016 NOTASULGA TOWN HALL

VOTES PERCENT

PROPOSED STATEWIDE AMENDMENT NUMBER ONE (1)

(Vote for not more than) 1

STATEWIDE AMENDMENT NO. 1 YES	165	48.96
STATEWIDE AMENDMENT NO. 1 NO	172	51.04
Over Votes	0	
Under Votes	79	



RUN DATE:05/30/10 10:13 PM

0017 CHEHAW FIRE STATION

VOTES PERCENT

BALLOTS CAST - TOTAL	155	
BALLOTS CAST - DEMOCRATIC	155	100.00
BALLOTS CAST - REPUBLICAN	0	
BALLOTS CAST - NONPARTISAN.	0	



RUN DATE:05/30/10 10:13 PM

0017 CHEHAW FIRE STATION

	VOTES	PERCENT
FOR GOVERNOR		
(Vote for not more than) 1		
ARTUR G. DAVIS.	85	57.82
RON SPARKS	62	42.18
Over Votes	0	
Under Votes	8	

FOR UNITED STATES SENATOR		
(Vote for not more than) 1		
WILLIAM G. BARNES.	55	46.22
SIMONE DE MOORE	64	53.78
Over Votes	0	
Under Votes	36	

FOR ATTORNEY GENERAL		
(Vote for not more than) 1		
JAMES H. ANDERSON.	88	67.69
MICHEL NICROSI.	15	11.54
GILES PERKINS	27	20.77
Over Votes	0	
Under Votes	25	

FOR STATE SENATOR, DISTRICT NO. 28		
(Vote for not more than) 1		
LOCY 'Sonny' BAKER	5	3.29
BILLY BEASLEY	17	11.18
HOWARD C. BURTON	43	28.29
JOHNNY FORD.	82	53.95
SAM HARRIS	5	3.29
Over Votes	0	
Under Votes	3	

FOR STATE REPRESENTATIVE, DISTRICT NO. 82		
(Vote for not more than) 1		
TERRENCE KAREEM JOHNSON.	52	34.21
PEBBLIN W. WARREN.	100	65.79
Over Votes	0	
Under Votes	3	

FOR STATE TREASURER		
(Vote for not more than) 1		
CHARLEY GRIMSLEY	82	66.67
JEREMY SHERER	41	33.33
Over Votes	0	
Under Votes	32	

FOR MACON COUNTY SHERIFF		
(Vote for not more than) 1		
SANDOR MALOY	41	26.97
DAVID M. WARREN	111	73.03
Over Votes	0	
Under Votes	3	

FOR MACON COUNTY CORONER		
(Vote for not more than) 1		
HAL E. BENTLEY.	92	60.13
YVETTE R. BURTON	61	39.87
Over Votes	0	
Under Votes	2	

FOR MEMBER, MACON COUNTY BOARD OF EDUCATION, DISTRICT NO. 4		
(Vote for not more than) 1		
SHARON L. SAMUEL	99	72.79
KAREY THOMPSON.	37	27.21
Over Votes	0	
Under Votes	19	

FOR MACON COUNTY DEMOCRATIC EXECUTIVE COMMITTEE (MALE), DISTRICT NO. 4		
(Vote for not more than) 1		
ROBERT M. BURTON	80	54.42
ROBERT L. DAVIS	23	15.65
GEORGE W. GRIMES, JR.	7	4.76
ROBERT L. JOHNSON, SR.	37	25.17
Over Votes	0	
Under Votes	8	



RUN DATE:05/30/10 10:13 PM

0017 CHEHAW FIRE STATION

VOTES PERCENT

VOTES PERCENT

FOR GOVERNOR

(Vote for not more than) 1

ROBERT BENTLEY.	0
BRADLEY BYRNE	0
TIM JAMES	0
BILL JOHNSON	0
ROY S. MOORE	0
JAMES POTTS.	0
CHARLES TAYLOR.	0
Over Votes	0
Under Votes	0

FOR LIEUTENANT GOVERNOR

(Vote for not more than) 1

HANK ERWIN	0
KAY IVEY.	0
GENE PONDER.	0
Over Votes	0
Under Votes	0

FOR UNITED STATES SENATOR

(Vote for not more than) 1

N.C. "Clint" MOSER	0
RICHARD C. SHELBY.	0
Over Votes	0
Under Votes	0

FOR ATTORNEY GENERAL

(Vote for not more than) 1

TROY KING	0
LUTHER STRANGE.	0
Over Votes	0
Under Votes	0

FOR ASSOCIATE JUSTICE OF THE SUPREME COURT, PLACE NO. 2

(Vote for not more than) 1

MICHAEL F. "Mike" BOLIN.	0
TRACY W. CARY	0
Over Votes	0
Under Votes	0

FOR ASSOCIATE JUSTICE OF THE SUPREME COURT, PLACE NO. 3

(Vote for not more than) 1

JAMES R. HOUTS.	0
ERIC JOHNSTON	0
TOM PARKER	0
Over Votes	0
Under Votes	0

FOR STATE TREASURER

(Vote for not more than) 1

YOUNG BOOZER	0
GEORGE C. WALLACE, JR.	0
Over Votes	0
Under Votes	0

FOR COMMISSIONER OF AGRICULTURE AND INDUSTRIES

(Vote for not more than) 1

DORMAN GRACE	0
JOHN McMILLAN	0
DALE PETERSON	0
Over Votes	0
Under Votes	0

FOR PUBLIC SERVICE COMMISSION, PLACE NO. 1


(Vote for not more than) 1

CHRIS "Chip" BEEKER	0
TWINKLE ADDRESS CAVANAUGH	0
STEPHEN EVANS	0
Over Votes	0
Under Votes	0

FOR PUBLIC SERVICE COMMISSION, PLACE NO. 2

(Vote for not more than) 1

CHIP BROWN	0
TERRY DUNN	0
Over Votes	0
Under Votes	0



RUN DATE:05/30/10 10:13 PM


0017 CHEHAW FIRE STATION

VOTES PERCENT

PROPOSED STATEWIDE AMENDMENT NUMBER ONE (1)

(Vote for not more than) 1


STATEWIDE AMENDMENT NO. 1 YES	75	64.66
STATEWIDE AMENDMENT NO. 1 NO	41	35.34
Over Votes	0	
Under Votes	39	



RUN DATE:05/30/10 10:13 PM

0018 ABSENTEE

	VOTES	PERCENT
BALLOTS CAST - TOTAL	184	
BALLOTS CAST - DEMOCRATIC	182	98.91
BALLOTS CAST - REPUBLICAN	2	1.09
BALLOTS CAST - NONPARTISAN	0	



RUN DATE:05/30/10 10:13 PM

0018 ABSENTEE

	VOTES	PERCENT
FOR GOVERNOR		
(Vote for not more than) 1		
ARTUR G. DAVIS.	77	44.00
RON SPARKS	98	56.00
Over Votes	0	
Under Votes	7	

	VOTES	PERCENT
FOR UNITED STATES SENATOR		
(Vote for not more than) 1		
WILLIAM G. BARNES.	74	52.11
SIMONE DE MOORE	68	47.89
Over Votes	0	
Under Votes	40	

	VOTES	PERCENT
FOR ATTORNEY GENERAL		
(Vote for not more than) 1		
JAMES H. ANDERSON.	91	59.48
MICHEL NICROSI.	20	13.07
GILES PERKINS	42	27.45
Over Votes	0	
Under Votes	29	

	VOTES	PERCENT
FOR STATE SENATOR, DISTRICT NO. 28		
(Vote for not more than) 1		
LOCY 'Sonny' BAKER	10	5.68
BILLY BEASLEY	15	8.52
HOWARD C. BURTON	32	18.18
JOHNNY FORD.	115	65.34
SAM HARRIS	4	2.27
Over Votes	0	
Under Votes	6	

	VOTES	PERCENT
FOR STATE REPRESENTATIVE, DISTRICT NO. 82		
(Vote for not more than) 1		
TERRENCE KAREEM JOHNSON.	60	34.09
PEBBLIN W. WARREN.	116	65.91
Over Votes	0	
Under Votes	6	

	VOTES	PERCENT
FOR STATE TREASURER		
(Vote for not more than) 1		
CHARLEY GRIMSLEY	92	65.25
JEREMY SHERER	49	34.75
Over Votes	0	
Under Votes	41	

	VOTES	PERCENT
FOR MACON COUNTY SHERIFF		
(Vote for not more than) 1		
SANDOR MALOY	46	25.99
DAVID M. WARREN	131	74.01
Over Votes	0	
Under Votes	5	

	VOTES	PERCENT
FOR MACON COUNTY CORONER		
(Vote for not more than) 1		
HAL E. BENTLEY.	114	65.14
YVETTE R. BURTON	61	34.86
Over Votes	0	
Under Votes	7	


	VOTES	PERCENT
FOR MEMBER, MACON COUNTY BOARD OF EDUCATION, DISTRICT NO. 3		
(Vote for not more than) 1		
JIMMY ELLIS.	25	43.10
MARY H. HOOKS	33	56.90
Over Votes	0	
Under Votes	1	

	VOTES	PERCENT
FOR MEMBER, MACON COUNTY BOARD OF EDUCATION, DISTRICT NO. 4		
(Vote for not more than) 1		
SHARON L. SAMUEL	13	56.52
KAREY THOMPSON.	10	43.48
Over Votes	0	
Under Votes	3	

	VOTES	PERCENT
FOR MACON COUNTY DEMOCRATIC EXECUTIVE COMMITTEE (FEMALE), DISTRICT NO. 1		
(Vote for not more than) 1		
JACQUELYN CARLISLE	6	20.69
BETTY Y. DAVIS.	9	31.03
LINDA C. MARABLE	6	20.69
CONSTANCE "Connie" TORBERT.	8	27.59
Over Votes	0	
Under Votes	1	

	VOTES	PERCENT
FOR MACON COUNTY DEMOCRATIC EXECUTIVE COMMITTEE (FEMALE), DISTRICT NO. 2		
(Vote for not more than) 1		
BERNICE GRIMMETT	25	39.68
ROSE E. WASHINGTON	38	60.32
Over Votes	0	
Under Votes	4	

	VOTES	PERCENT
FOR MACON COUNTY DEMOCRATIC EXECUTIVE COMMITTEE (FEMALE), DISTRICT NO. 3		
(Vote for not more than) 1		
SHIRLEY CURRY	32	61.54
JOHNNIE BARNETT HARRISON	20	38.46
Over Votes	0	
Under Votes	7	



RUN DATE:05/30/10 10:13 PM

0018 ABSENTEE

VOTES PERCENT

FOR MACON COUNTY DEMOCRATIC EXECUTIVE COMMITTEE
(MALE), DISTRICT NO. 1

(Vote for not more than) 1

RUFUS FELTON	20	66.67
WILLIE L. KIRK, JR.	10	33.33
Over Votes	0	
Under Votes	0	

FOR MACON COUNTY DEMOCRATIC EXECUTIVE COMMITTEE
(MALE), DISTRICT NO. 2


(Vote for not more than) 1

FRED D. GRAY	24	40.00
FRED D. GRAY, JR.	27	45.00
JERRY L. WASHINGTON	9	15.00
Over Votes	0	
Under Votes	7	

FOR MACON COUNTY DEMOCRATIC EXECUTIVE COMMITTEE
(MALE), DISTRICT NO. 4

(Vote for not more than) 1

ROBERT M. BURTON	6	25.00
ROBERT L. DAVIS	2	8.33
GEORGE W. GRIMES, JR.	11	45.83
ROBERT L. JOHNSON, SR.	5	20.83
Over Votes	0	
Under Votes	2	



RUN DATE:05/30/10 10:13 PM

0018 ABSENTEE

	VOTES	PERCENT
FOR GOVERNOR		
(Vote for not more than)	1	
ROBERT BENTLEY.	0	
BRADLEY BYRNE	1	50.00
TIM JAMES	1	50.00
BILL JOHNSON	0	
ROY S. MOORE	0	
JAMES POTTS.	0	
CHARLES TAYLOR.	0	
Over Votes	0	
Under Votes	0	

FOR LIEUTENANT GOVERNOR		
(Vote for not more than)	1	
HANK ERWIN	0	
KAY IVEY.	1	100.00
GENE PONDER.	0	
Over Votes	0	
Under Votes	1	

FOR UNITED STATES SENATOR		
(Vote for not more than)	1	
N.C. "Clint" MOSER	0	
RICHARD C. SHELBY.	2	100.00
Over Votes	0	
Under Votes	0	

FOR ATTORNEY GENERAL		
(Vote for not more than)	1	
TROY KING	2	100.00
LUTHER STRANGE.	0	
Over Votes	0	
Under Votes	0	

FOR ASSOCIATE JUSTICE OF THE SUPREME COURT, PLACE NO. 2		
(Vote for not more than)	1	
MICHAEL F. "Mike" BOLIN.	2	100.00
TRACY W. CARY	0	
Over Votes	0	
Under Votes	0	


FOR ASSOCIATE JUSTICE OF THE SUPREME COURT, PLACE NO. 3		
(Vote for not more than)	1	
JAMES R. HOUTS.	0	
ERIC JOHNSTON	1	50.00
TOM PARKER	1	50.00
Over Votes	0	
Under Votes	0	

FOR STATE TREASURER		
(Vote for not more than)	1	
YOUNG BOOZER	0	
GEORGE C. WALLACE, JR.	2	100.00
Over Votes	0	
Under Votes	0	

FOR COMMISSIONER OF AGRICULTURE AND INDUSTRIES		
(Vote for not more than)	1	
DORMAN GRACE	0	
JOHN McMILLAN	2	100.00
DALE PETERSON	0	
Over Votes	0	
Under Votes	0	

FOR PUBLIC SERVICE COMMISSION, PLACE NO. 1		
(Vote for not more than)	1	
CHRIS "Chip" BEEKER	1	50.00
TWINKLE ANDRESS CAVANAUGH	1	50.00
STEPHEN EVANS	0	
Over Votes	0	
Under Votes	0	

FOR PUBLIC SERVICE COMMISSION, PLACE NO. 2		
(Vote for not more than)	1	
CHIP BROWN	0	
TERRY DUNN	2	100.00
Over Votes	0	
Under Votes	0	



RUN DATE:05/30/10 10:13 PM

0018 ABSENTEE

VOTES PERCENT

PROPOSED STATEWIDE AMENDMENT NUMBER ONE (1)

(Vote for not more than) 1

STATEWIDE AMENDMENT NO. 1 YES.	93	73.23
STATEWIDE AMENDMENT NO. 1 NO	34	26.77
Over Votes	0	
Under Votes	57	

